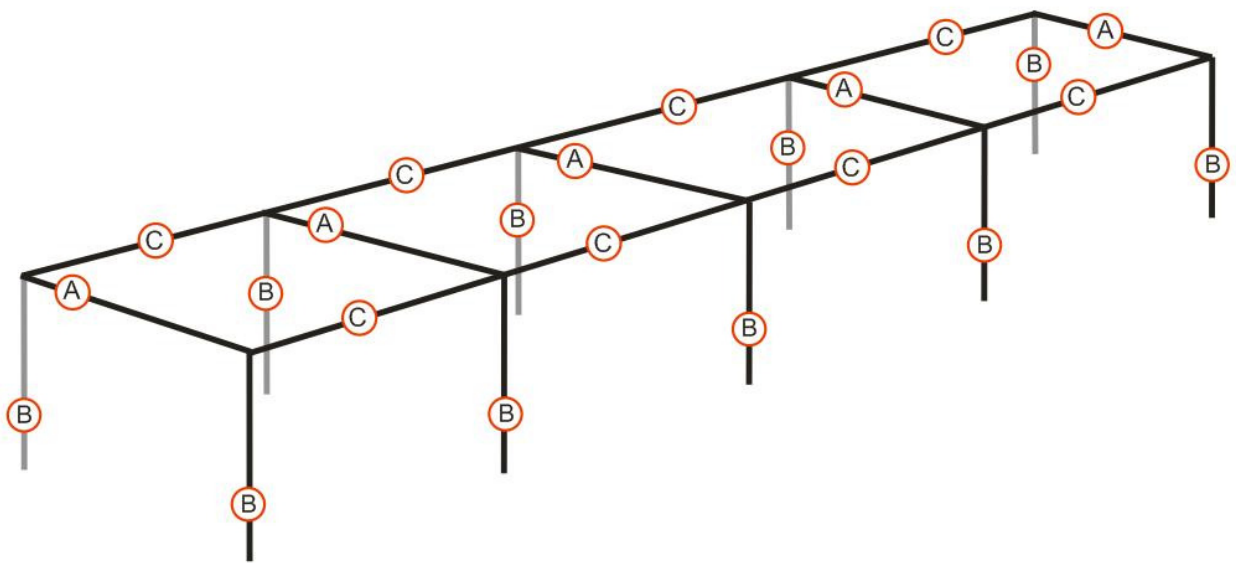




INSTALLATION INSTRUCTIONS

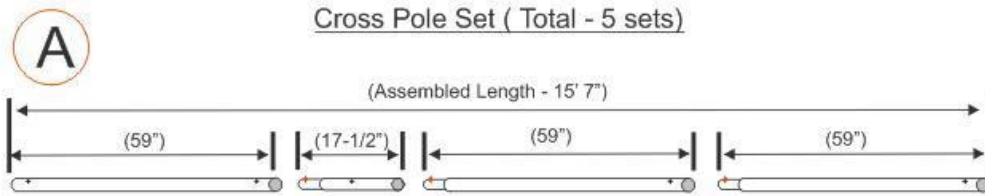
70-96 POLE KIT



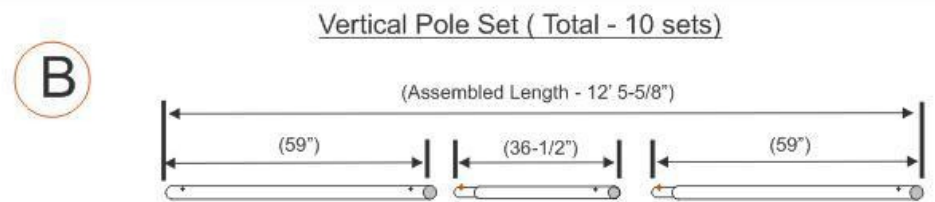
Warning: This batting cage system is not designed to withstand strong winds or severe weather conditions. Use your own judgment as to whether or not your batting cage needs additional bracing / support. We strongly recommend that you use long stakes, cables, and clamps to anchor the batting cage down to the ground.

Step 1: Assembling the Frame

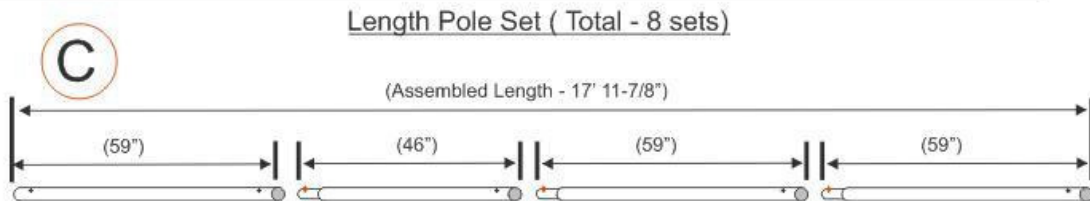
Assemble the pole sections as shown:



- 5 Pcs - 59" Straight (hole on **each** end)
- 5 Pcs - 17-1/2" Swaged one end (hole on other end)
- 10 Pcs - 59" Swaged one end (hole on other end)




- 10 Pcs - 59" Straight (hole on each end)
- 10 Pcs - 59" Swaged one end (hole on other end)
- 10 Pcs - 36-1/2" Swaged one end (hole on other end)






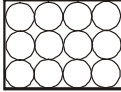

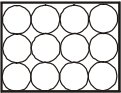

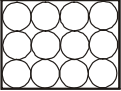

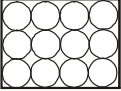



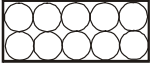

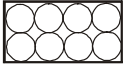
- 8 Pcs - 59" Straight (hole on **each** end)
- 16 Pcs - 59" Swaged one end (hole on other end)
- 8 Pcs - 46" Swaged one end (hole on other end)

70-96 (42mm) Pole Kit

Layout Diagram



Packaging Specifications for the 70-96 (42mm) Pole Kits

<p>Box 1 of 8 ----- 11 pcs - 59" Straight</p> <p style="text-align: center;">59" Straight (hole on each end)</p>  
<p>Box 2 of 8 ----- 12 pcs - 59" Straight</p> <p style="text-align: center;">59" Straight (hole on each end)</p>  
<p>Box 3 of 8 ----- 12 pcs - 59" Swaged</p> <p style="text-align: center;">59" Swaged one end (hole on other end)</p>  
<p>Box 4 of 8 ----- 12 pcs - 59" Swaged</p> <p style="text-align: center;">59" Swaged one end (hole on other end)</p>  
<p>Box 5 of 8 ----- 12 pcs - 59" Swaged</p> <p style="text-align: center;">59" Swaged one end (hole on other end)</p>  
<p>Box 6 of 8 ----- 5 pcs - 17-1/2" Swaged</p> <p style="text-align: center;">17-1/2" Swaged one end (hole on other end)</p>  
<p>Box 7 of 8 ----- 10 pcs - 36-1/2" Swaged</p> <p style="text-align: center;">36-1/2" Swaged one end (hole on other end)</p>  
<p>Box 8 of 8 ----- 8 pcs - 46" Swaged</p> <p style="text-align: center;">46" Swaged one end (hole on other end)</p>  

For Illustration Purposes Only